



**World Food
Programme**

March 2021

WFP – mobile Vulnerability Analysis and Mapping (mVAM)

Current mVAM Exercise – Remote Household Assessment



Key food security indicators




Remote interviews




National sample


Tonga



Samoa



Fiji



Vanuatu



Kiribati



Key Results – Fiji Results before TC Yasa & Ana



High risk of iron deficiency



Food prices were the #1 concern for households (43%)



Female-headed adopt negative coping strategies




There is a relationship between debt and food insecurity

Key Results – Fiji Results TC Yasa & Ana




Food insecurity increased for all, but more pronounced for vulnerable



Food prices as concern increased from 43% to 59%



Crisis coping strategies increased by 12% to 21%



Remittances increased but reduced or no income did as well

mVAM – Rapid Essential Needs Assessment



TC Yasa & TC Ana



Subnational reach
and sample filters



Monitor food
rations



Rapid deployment
& results

Thank you

Andre C. Martinez

andre.martinez@wfp.org

Vulnerability Analysis and Mapping Officer

UN World Food Programme, Pacific Multi-Country Office

Visit the regional Pacific Food Security Cluster website for more information and access to mVAM products: <https://fscluster.org/pacific/documents>

For background on VAM you can visit WFP's VAM Resource website, <https://resources.vam.wfp.org/> and to review mVAM indicators please review the Essential Needs Assessment guideline at <https://www.wfp.org/publications/essential-needs-guidelines-july-2018>